


# DGH GENERAL PURPOSE HEAVY DUTY GRANULATOR

DGA/DGS/DGX/DGR/DGD/DGC/DGE/DGH/DGP/DPM



## KEY FEATURES >

- Deflector wedge
- V-cut technology
- Heavy duty bearings
- Oversized external bearing housings
- Knives are externally adjustable
- Robust welded steel construction
- Wide choice of rotor variations
- Electrical hydraulic control to open housing
- Electrical hydraulic control to open screen cradle
- Replaceable wear plates
- Amp meter control

## OPTIONS >

- Extra flywheel
- Double infeed hopper
- Roller feeder
- Mounted screw feeders in hopper
- Winding protection
- Metal detector
- Metal separator
- Bespoke colour scheme
- Increased motor drive

## GENERAL DESCRIPTION >

The DGH Heavy Duty Granulator has a centrally hinged two-piece cutting chamber with a robust welded steel construction, with the upper and lower sections of the housing meeting horizontally. Reversible stator knives with double cutting edges are fitted as single elements to the lower section of the housing, allowing multiple re-sharpening and adjustment of the stator knives. There is a hinged screen cradle and hinged door for easy screen access.

The rotor is a heavy duty paddle type design with knife cover plates to protect the blades when processing abrasive applications. The knife mounting bolts are screwed into the mounting plates

as opposed to the rotor. All knives are manufactured from chrome nickel tool steel as standard, but when processing applications that are particularly abrasive the DGH granulators can be fitted with a specially designed wear resistant rotor utilizing wear resistant steel parts and hardox facing.

The v-cut cutting geometry offers distinct advantages over other rotor designs, including higher throughput with reduced power consumption, better quality cut, and lower noise levels. Specially designed knife setting jig means that the knives can be adjusted from outside the machine, significantly reducing the downtime required to change/set knives.

The base frame has a solid welded construction with anti-vibration rubber feet to reduce vibration and noise. The drive motor is mounted on tension rails to allow easy adjustment of the V-belt tension. Integrated suction trough for material discharge. Specially designed hopper with 3 sets of curtains to prevent material fly-backs. Integrated rundown safety device prevents access to the rotor until it has come to a complete stop. A safety switch prevents machine startup when the front panel is open and the machine features emergency stop buttons on the machine body and control panel.

## APPLICATIONS >

DGH Heavy Duty Granulators have been designed with a wide range of applications and industries in mind such as:  
**PLASTICS / WOOD / BIOMASS / PAPER / ALTERNATIVE FUELS (RDF/SRF) / DOMESTIC & COMMERCIAL WASTE**



Factory address: No.1.Fengqi Road, Yangqiao Town, Huishan District, Wuxi City, Jiangsu Province, China  
HQ Office Address: No.288, Luouou Road, Luoshe Town, Huishan District, Wuxi City, Jiangsu Province, China  
T. +86-510-8357 2002 F. +86-510-8357 0210 E. info@dgm-machinery.com  
**en.dgm-machinery.com**

# DGH GENERAL PURPOSE HEAVY DUTY GRANULATOR

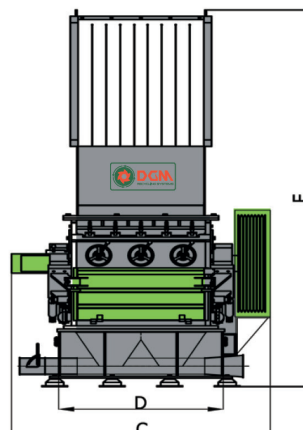
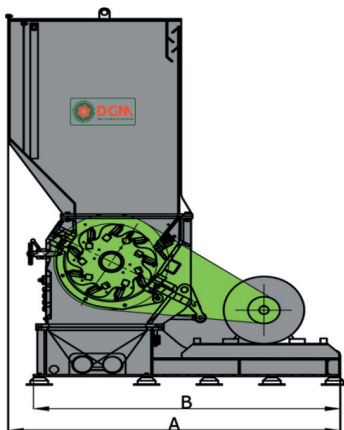
DGA/DGS/DGX/DGR/DGD/DGC/DGE/DGH/DGP/DPM



## SPECIFICATION >

ITEM	UNIT	350/500	500/600	600/800	500/1000	
Rotor Diameter	mm	350	500	600	500	
Rotor Width	mm	500	600	800	1000	
Rotor Knives	pcs	3x2/5x2	3x2/5x2	5x2/7x2	3x2/5x2	
Stator Knives	rows	2/3	2/3	2/3	2/3	
Cutting Chamber Dimensions	mm	516 x 460	636 x 590	790 x 695	985 x 590	
Motor Power (kW)	kW	15 - 22	37 - 55	55 - 90	55 - 90	
Dimensions	A	mm	1800	2080	2300	2230
	B	mm	1600	1850	2100	2000
	C	mm	1250	1530	1850	1950
	D	mm	770	940	1120	1350
	E	mm	2500	2620	3000	2860

ITEM	UNIT	700/1000	800/1200	800/1600	800/2000	
Rotor Diameter	mm	700	800	800	800	
Rotor Width	mm	1000	1200	1600	2000	
Rotor Knives	pcs	5x2/7x2/9x2	7x2/9x2	7x4/9x4	7x4/9x4	
Stator Knives	rows	2/3	2/3	2/3	2/3	
Cutting Chamber Dimensions	mm	985 x 800	1150 x 915	1570 x 915	1960 x 915	
Motor Power (kW)	kW	75 - 110	110 - 160	132 - 200	160 - 200 x 2	
Dimensions	A	mm	2800	3100	3140	2740
	B	mm	2500	2800	2800	2600
	C	mm	2060	2360	2800	3460
	D	mm	1290	1530	1960	2250
	E	mm	3420	3820	4250	4775



Factory address: No.1.Fengqi Road, Yangqiao Town, Huishan District , Wuxi City, Jiangsu Province, China  
 HQ Office Address: No.288, Luouu Road, Luoshe Town, Huishan District, Wuxi City, Jiangsu Province, China  
 T. +86-510-8357 2002 F. +86-510-8357 0210 E. info@dgm-machinery.com  
[en.dgm-machinery.com](http://en.dgm-machinery.com)